

Mercedes-Benz

6 Cylinder MBE926



Technical Data 926

Number of cylinders	6/in-line
Bore	4.17 in (106 mm)
Stroke	5.35 in (136 mm)
Displacement	439 cu in (7.2 liters)
Weight	1235 lbs (560 kg)

Engine Performance

926

250 HP @ 2200 RPM	800 lb•ft@ 1300-1600 RPM
280 HP @ 2200 RPM	800 lb•ft@ 1300-1600 RPM
300 HP @ 2200 RPM	860 lb•ft@ 1300-1600 RPM
330 HP @ 2200 RPM	1000 lb•ft@ 1300-1600 RPM

Design

Water-cooled 6-cylinder inline diesel engines with 3-valve technology (2 intake valves, 1 exhaust valve), turbocharging and charge air cooling, available with constant throttle engine brake (option); fully electronic engine management with individual unit pumps and centrally arranged 7-hole injection nozzles; injection pressure up to 32,000 psi. Engine with cooled high pressure exhaust gas recirculation.

Advantages

- High return on investment due to high fuel economy and long service intervals
- Long life before overhaul
- Low operation speed for quieter operation and lower fuel consumption
- Modern injection technology to meet exhaust emission standards
- High power-to-weight ratio for increased payload
- High engine brake performance for longer service brake life
- Produces peak torque at low engine speeds where customers need it most

Application

6-cylinder diesel engine with rated output and torque that's ideal for use in medium-duty truck applications such as pick-up and delivery, expedited freight, beverage distribution, utility, recreational vehicle, refuse, fire and emergency service and many other applications.

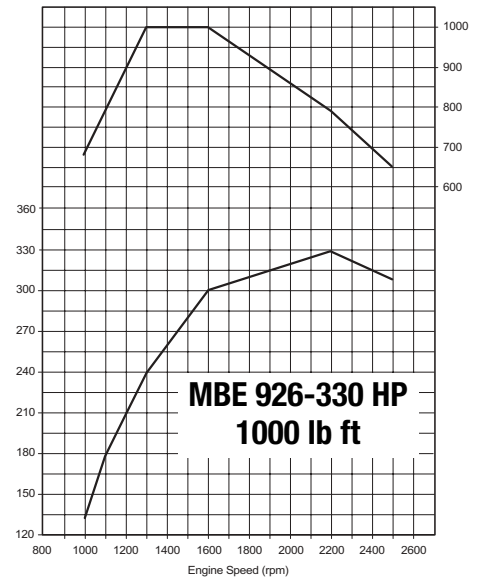
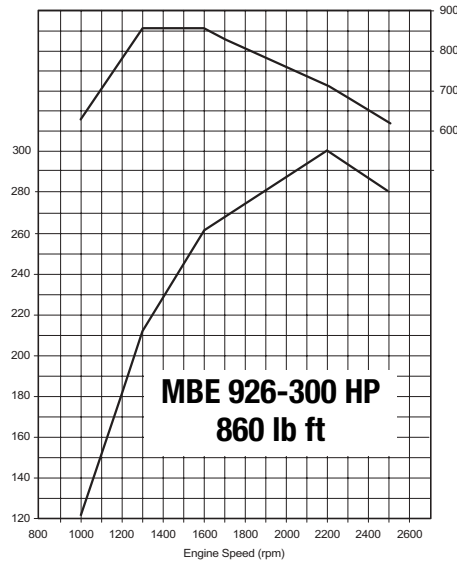
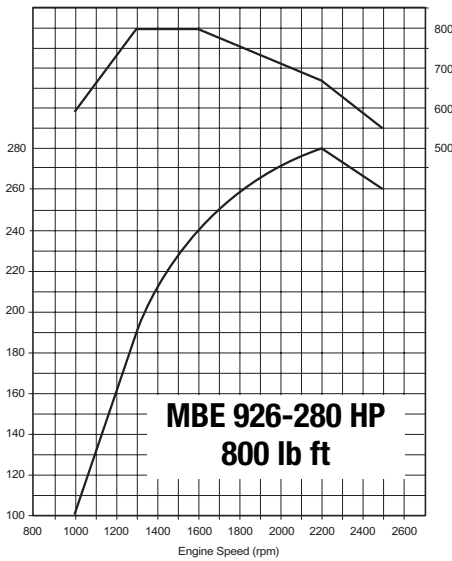
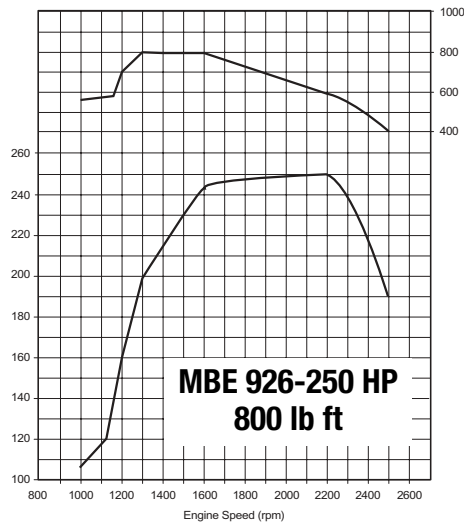
All technical data apply to the standard version. Subject to technical change. Illustrations may include non-standard features.

Supported By Detroit Diesel, Its Distributors, Freightliner, Sterling & Thomas Built Dealers

The MBE 900 is backed by a network of certified engine experts. Detroit Diesel distributors across the country are committed to the success of your operation. Immediate roadside assistance and technical solutions are just one telephone call away, anytime, day or night. After your engine goes into service, it's backed by 24-hour-a-day, 365-days-a-year service support. More than 176 distributor and branch locations, plus authorized Freightliner, Sterling and Thomas Built dealers.

Backed By Outstanding Warranty Coverage

Application	Years	Miles
On-highway Vehicles	3 years	150,000
Fire Truck / Crash Veh.	5 years	150,000
School Bus	5 years	Unlimited



DETROIT DIESEL

A DaimlerChrysler Company



13400 Outer Drive, West, Detroit, Michigan 48239-4001
Telephone 313-592-5000
www.detroitdiesel.com

Stationary full load curves
Subject to change without notice

